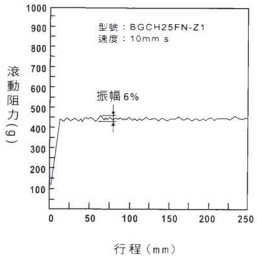
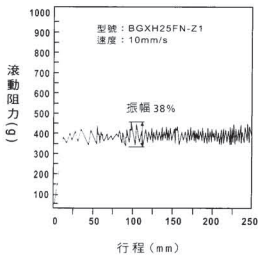
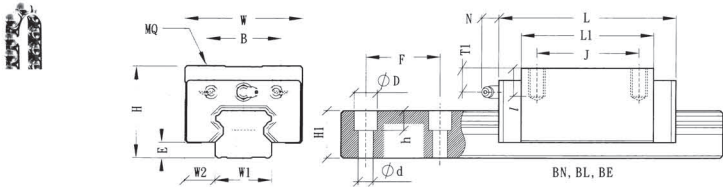


鏈帶型振幅僅為非鏈帶型之 1/6 ~ 1/10

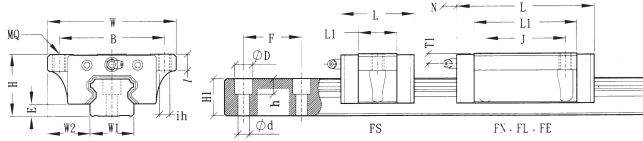


BGC系列規格尺寸表 BGC 鏈帶型



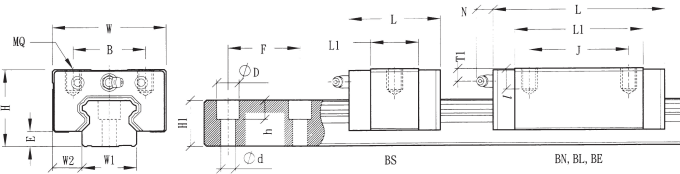
規格 型號	組裝規格-mm				滑塊-mm							滑軌-mm						額定負載-Kgf		滑塊		滑軌	
	H	W	W2	E	L	B	J	MQ	I	L1	Oil H	T1	N	W1	H1	F	d	D	h	C	C0	Kgf	Kgf/M
BGCH15BN	28	34	9.5	3.0	58.6	26	26	M4	6.0	40.2	M4X0.7	9.5	(5)	15	13.0	60	4.5	7.5	6.0	1174	2001	0.19	1.28
BGCH20BN	30	44	12.0	4.5	69.3	32	36	M5	6.5	48.5	M6X1	7.1	(15.6)	20	16.3	60	6.0	9.5	8.5	1806	3110	0.31	2.15
BGCH20BL	30	44	12.0	4.5	82.1	32	36	M5	6.5	61.3	M6X1	7.1	(15.6)	20	16.3	60	6.0	9.5	8.5	2341	4030	0.36	2.15
BGCH25BN	40	48	12.5	5.8	79.7	35	35	M6	9.0	57.5	M6X1	14.2	(15.6)	23	19.2	60	7.0	11.0	9.0	2534	4188	0.45	2.88
BGCH25BL	40	48	12.5	5.8	94.4	35	35	M6	9.0	72.2	M6X1	14.2	(15.6)	23	19.2	60	7.0	11.0	9.0	3256	5383	0.66	2.88
BGCH25BE	40	48	12.5	5.8	109.1	35	50	M6	9.0	86.9	M6X1	14.2	(15.6)	23	19.2	60	7.0	11.0	9.0	3671	6454	0.80	2.88
BGCH30BN	45	60	16.0	7.0	94.8	40	40	M8	12.0	67.8	M6X1	11.0	(15.6)	28	22.8	80	9.0	14.0	12.0	3743	6565	0.91	4.45
BGCH30BL	45	60	16.0	7.0	105.0	40	40	M8	12.0	78.0	M6X1	11.0	(15.6)	28	22.8	80	9.0	14.0	12.0	4848	7207	1.04	4.45
BGCH30BE	45	60	16.0	7.0	130.5	40	60	M8	12.0	103.5	M6X1	11.0	(15.6)	28	22.8	80	9.0	14.0	12.0	5397	8842	1.36	4.45
BGCH35BN	55	70	18.0	7.5	111.5	50	50	M8	12.0	80.5	M6X1	15.0	(15.6)	34	26.0	80	9.0	14.0	12.0	5335	8272	1.50	6.25
BGCH35BL	55	70	18.0	7.5	123.5	50	50	M8	12.0	92.5	M6X1	15.0	(15.6)	34	26.0	80	9.0	14.0	12.0	6666	10336	1.80	6.25
BGCH35BE	55	70	18.0	7.5	153.5	50	72	M8	12.0	122.5	M6X1	15.0	(15.6)	34	26.0	80	9.0	14.0	12.0	7334	12777	2.34	6.25
BGCH45BN	70	86	20.5	8.9	129.0	60	60	M10	18.0	94.0	M8X1.25	24.4	(16)	45	31.1	105	14.0	20.0	17.0	7298	11105	2.28	9.60
BGCH45BL	70	86	20.5	8.9	145.0	60	60	M10	18.0	110.0	M8X1.25	24.4	(16)	45	31.1	105	14.0	20.0	17.0	8680	13209	2.67	9.60
BGCH45BE	70	86	20.5	8.9	174.0	60	80	M10	18.0	139.0	M8X1.25	24.4	(16)	45	31.1	105	14.0	20.0	17.0	10030	16650	3.35	9.60

BGC系列規格尺寸表 BGC(H-F)鏈帶型



規格 型號	組裝規格-mm				滑塊-mm										滑軌-mm					額定負載-Kgf		滑塊	滑軌	
	H	W	W2	E	L	B	J	MQ	ih	/	L1	Oil H	T1	N	W1	H1	F	d	D	h	C-BGC			C0
BGCH15FN	24	47	16.0	3.0	58.6	38	30	M5	4.4	8.0	40.2	M4X0.7	5.5	(5)	15	13.0	60	4.5	7.5	6.0	1174	2001	0.21	1.28
BGCH15FL	24	47	16.0	3.0	66.1	38	30	M5	4.4	8.0	47.7	M4X0.7	5.5	(5)	15	13.0	60	4.5	7.5	6.0	1420	2419	0.23	1.28
BGCH20FN	30	63	21.5	4.5	69.3	53	40	M6	5.4	9.0	48.5	M6X1	7.1	(15.6)	20	16.3	60	6.0	9.5	8.5	1806	3110	0.40	2.15
BGCH20FL	30	63	21.5	4.5	82.1	53	40	M6	5.4	9.0	61.3	M6X1	7.1	(15.6)	20	16.3	60	6.0	9.5	8.5	2341	4030	0.46	2.15
BGCH25FN	36	70	23.5	5.8	79.7	57	45	M8	7.0	10.0	57.5	M6X1	10.2	(15.6)	23	19.2	60	7.0	11.0	9.0	2534	4188	0.57	2.88
BGCH25FL	36	70	23.5	5.8	94.4	57	45	M8	7.0	10.0	72.2	M6X1	10.2	(15.6)	23	19.2	60	7.0	11.0	9.0	3256	5383	0.72	2.88
BGCH25FE	36	70	23.5	5.8	109.1	57	45	M8	7.0	10.0	86.9	M6X1	10.2	(15.6)	23	19.2	60	7.0	11.0	9.0	3671	6454	0.89	2.88
BGCH30FN	42	90	31.0	7.0	94.8	72	52	M10	8.6	11.0	67.8	M6X1	8.0	(15.6)	28	22.8	80	9.0	14.0	12.0	3743	5565	1.10	4.45
BGCH30FL	42	90	31.0	7.0	105.0	72	52	M10	8.6	11.0	78.0	M6X1	8.0	(15.6)	28	22.8	80	9.0	14.0	12.0	4848	7207	1.34	4.45
BGCH30FE	42	90	31.0	7.0	130.5	72	52	M10	8.6	11.0	103.5	M6X1	8.0	(15.6)	28	22.8	80	9.0	14.0	12.0	5397	8842	1.66	4.45
BGCH35FN	48	100	33.0	7.5	111.5	82	62	M10	8.6	12.0	80.5	M6X1	8.0	(16)	34	26.0	80	9.0	14.0	12.0	5335	8272	1.50	6.25
BGCH35FL	48	100	33.0	7.5	123.5	82	62	M10	8.6	12.0	92.5	M6X1	8.0	(16)	34	26.0	80	9.0	14.0	12.0	6666	10336	1.90	6.25
BGCH35FE	48	100	33.0	7.5	153.5	82	62	M10	8.6	12.0	122.5	M6X1	8.0	(16)	34	26.0	80	9.0	14.0	12.0	7334	12777	2.54	6.25
BGCH45FN	60	120	37.5	8.9	129.0	100	80	M12	10.6	15.5	94.0	M8X1.25	14.4	(16)	45	31.1	105	14.0	20.0	17.0	7298	11105	2.27	9.60
BGCH45FL	60	120	37.5	8.9	145.0	100	80	M12	10.6	15.5	110.0	M8X1.25	14.4	(16)	45	31.1	105	14.0	20.0	17.0	8680	13209	2.68	9.60
BGCH45FE	60	120	37.5	8.9	174.0	100	80	M12	10.6	15.5	139.0	M8X1.25	14.4	(16)	45	31.1	105	14.0	20.0	17.0	10030	16650	3.42	9.60

BGC系列規格尺寸表 BGC(S-B)鏈帶型



規格 型號	組裝規格-mm				滑塊-mm										滑軌-mm					額定負載-Kgf		滑塊	滑軌
	H	W	W2	E	L	B	J	MQ	/	L1	Oil H	T1	N	W1	H1	F	d	D	h	C	C0		
BGCS15BS	24	34	9.5	3.0	40.6	26		M4	4.8	22.2	M4X0.7	5.5	(5)	15	13.0	60	4.5	7.5	6.0	584	996	0.10	1.28
BGCS15BN	24	34	9.5	3.0	58.6	26	26	M4	4.8	40.2	M4X0.7	5.5	(5)	15	13.0	60	4.5	7.5	6.0	1174	2001	0.17	1.28
BGCS15BL	24	34	9.5	3.0	66.1	26	26	M4	4.8	47.7	M4X0.7	5.5	(5)	15	13.0	60	4.5	7.5	6.0	1420	2419	0.18	1.28
BGCS20BS	28	42	11.0	4.5	48.3	32		M5	5.5	27.5	M6X1	5.1	(15.6)	20	16.3	60	6.0	9.5	8.5	929	1600	0.17	2.15
BGCS20BN	28	42	11.0	4.5	69.3	32	32	M5	5.5	48.5	M6X1	5.1	(15.6)	20	16.3	60	6.0	9.5	8.5	1806	3110	0.26	2.15
BGCS25BS	33	48	12.5	5.8	54.5	35		M6	6.8	32.3	M6X1	7.2	(15.6)	23	19.2	60	7.0	11.0	9.0	1295	2141	0.21	2.88
BGCS25BN	33	48	12.5	5.8	79.7	35	35	M6	6.8	57.5	M6X1	7.2	(15.6)	23	19.2	60	7.0	11.0	9.0	2534	4188	0.38	2.88
BGCS25BN	36	48	12.5	5.8	79.7	35	35	M6	9.0	57.5	M6X1	10.2	(15.6)	23	19.2	60	7.0	11.0	9.0	2534	4188	0.40	2.88
BGCS25BL	36	48	12.5	5.8	94.4	35	35	M6	9.0	72.2	M6X1	10.2	(15.6)	23	19.2	60	7.0	11.0	9.0	3256	5383	0.54	2.88
BGCS25BE	36	48	12.5	5.8	109.1	35	50	M6	9.0	86.9	M6X1	10.2	(15.6)	23	19.2	60	7.0	11.0	9.0	3671	6454	0.67	2.88
BGCS30BS	42	60	16.0	7.0	64.2	40		M8	10.0	37.2	M6X1	8.0	(15.6)	28	22.8	80	9.0	14.0	12.0	1855	2758	0.50	4.45
BGCS30BN	42	60	16.0	7.0	94.8	40	40	M8	10.0	67.8	M6X1	8.0	(15.6)	28	22.8	80	9.0	14.0	12.0	3743	5565	0.80	4.45
BGCS30BL	42	60	16.0	7.0	105.0	40	40	M8	10.0	78.0	M6X1	8.0	(15.6)	28	22.8	80	9.0	14.0	12.0	4848	7207	0.94	4.45
BGCS30BE	42	60	16.0	7.0	130.5	40	60	M8	10.0	103.5	M6X1	8.0	(15.6)	28	22.8	80	9.0	14.0	12.0	5397	8842	1.16	4.45
BGCS35BS	48	70	18.0	7.5	75.5	50		M8	10.0	44.5	M6X1	8.0	(15.6)	34	26.0	80	9.0	14.0	12.0	2674	4146	0.80	6.25
BGCS35BN	48	70	18.0	7.5	111.5	50	50	M8	10.0	80.5	M6X1	8.0	(15.6)	34	26.0	80	9.0	14.0	12.0	5335	8272	1.20	6.25
BGCS35BL	48	70	18.0	7.5	123.5	50	50	M8	10.0	92.5	M6X1	8.0	(15.6)	34	26.0	80	9.0	14.0	12.0	6666	10336	1.40	6.25
BGCS35BE	48	70	18.0	7.5	153.5	50	72	M8	10.0	122.5	M6X1	8.0	(15.6)	34	26.0	80	9.0	14.0	12.0	7334	12777	1.84	6.25
BGCS45BN	60	86	20.5	8.9	129.0	60	60	M10	15.5	94.0	M8X1.25	14.4	(16)	45	31.1	105	14.0	20.0	17.0	7298	11105	1.64	9.60
BGCS45BL	60	86	20.5	8.9	145.0	60	60	M10	15.5	110.0	M8X1.25	14.4	(16)	45	31.1	105	14.0	20.0	17.0	8680	13209	1.93	9.60
BGCS45BE	60	86	20.5	8.9	174.0	60	80	M10	15.5	139.0	M8X1.25	14.4	(16)	45	31.1	105	14.0	20.0	17.0	10030	16650	2.42	9.60